

## About Triglav Group

Triglav Group is the leading insurance and financial group in Slovenia and the Adria region.

**Founding Year:** 1900

**Industry:** Insurance and financial

**Balance sheet** (FY 2023): EUR 4.1Bn

**Auditor:** Deloitte

**HQ:** Miklošičeva 19, Ljubljana, Slovenia

**Management Board:**

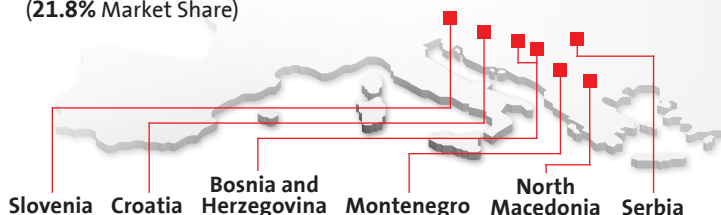
Andrej Slapar (CEO),  
Uroš Ivanc,  
Tadej Čoroli,  
Marica Makoter,  
Blaž Jakič

> 5,000 employees

## Markets

**Adria Region (2023):**  
**Market leader**  
(21.8% Market Share)

**International:**  
Through FOS and reinsurance



## Strategic Activities

**Insurance:**

- Non-Life
- Life
- Pension
- Health
- Reinsurance

**Asset Management:**

- Own insurance portfolio
- Mutual funds and individual AM
- Pension funds

## Strategic Ambitions by 2030

- Double earnings by 2030
- Further growth in markets outside Slovenia
- Ambitious growth of business volume in AUM
- Best customer experience
- Agile and efficient organization
- Attract and retain the best talent

## Mission

We build a safer future.

## Vision

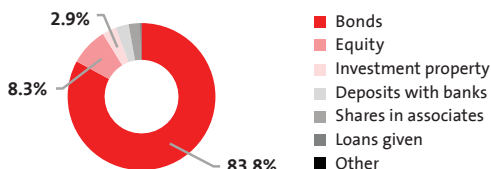
We are international insurance-financial group.

## Values

Responsiveness, simplicity and reliability.

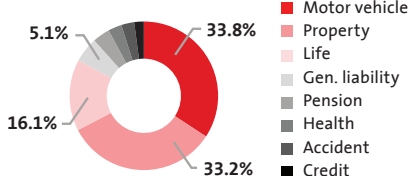
## Investment Portfolio

(9M 2024; UL & fin. contracts excl.)

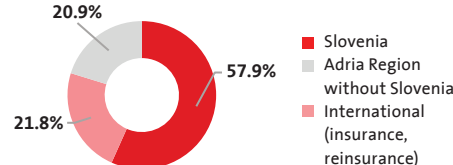


## Gross Written Premium Structure

By Products (9M 2024)



By Markets (9M 2024)



## Solvency Ratio

200%  
YE 2023

200% - 250%  
Target

## Credit Rating

- S&P
- AM Best

**A / Stable**

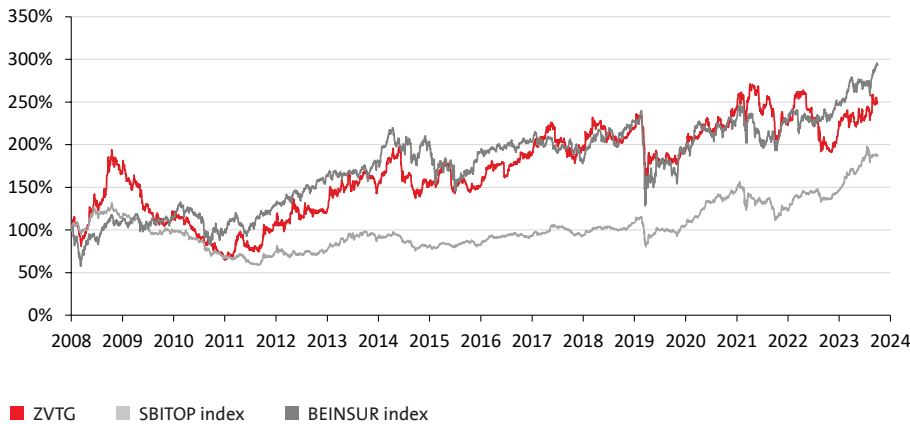
## Key Financials & Outlook (in EUR million)

	2023*	2024 Plan**	2025 Plan	Strategic ambitions by 2030
Gross written premium	1,654			
Total business volume	1,780	~ 1.6B	> 1.8B	2.5-3.0B
Earnings before tax	21	130-150	130-150	250-300
Net earnings	16			
Combined ratio NL&H	101.6%	~ 95%	< 95%	< 95%
ROE	1.8%			12-13%
AUM	4,851			> 10B

\*Impact of negative one-offs (extreme NAT CAT; price regulation of suppl. health ins. in Slovenia).

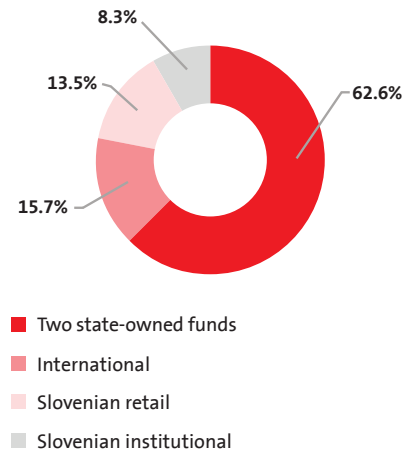
\*\*At H1 2024 Triglav increased 2024 profit guidance from EUR 100-120M to EUR 130-150M. As at 9M 2024 Triglav reaffirmed increased profit guidance, which includes some positive one-offs (e.g. state compensation in Health).

## Share Price (since 2009, the first full year of listing on the LJSE)



Source: LJSE. Data YE 2008 - 30 September 2024

## Shareholder Structure (YE 2023)



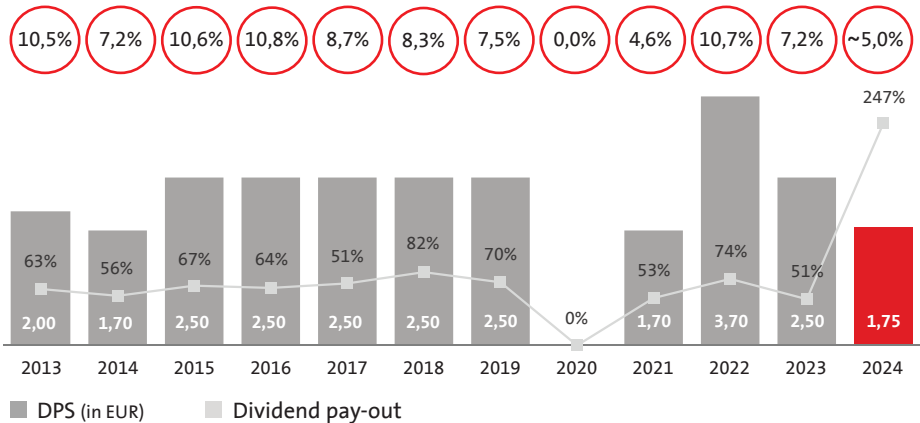
## Share Information (YE 2023)

Number of shares	22.735.148
Market Cap (in EUR)	788.909.636
BVPS (in EUR)	39.19
Traded on (since 2008)	Ljubljana SE (Prime Market)
Ticker symbol	ZVTG
ISIN	SI0021111651
Bloomberg Reuters	ZVTG SV ZVTG.LJ
Market maker (since 2019)	InterCapital

## Attractive & Sustainable Dividend Policy

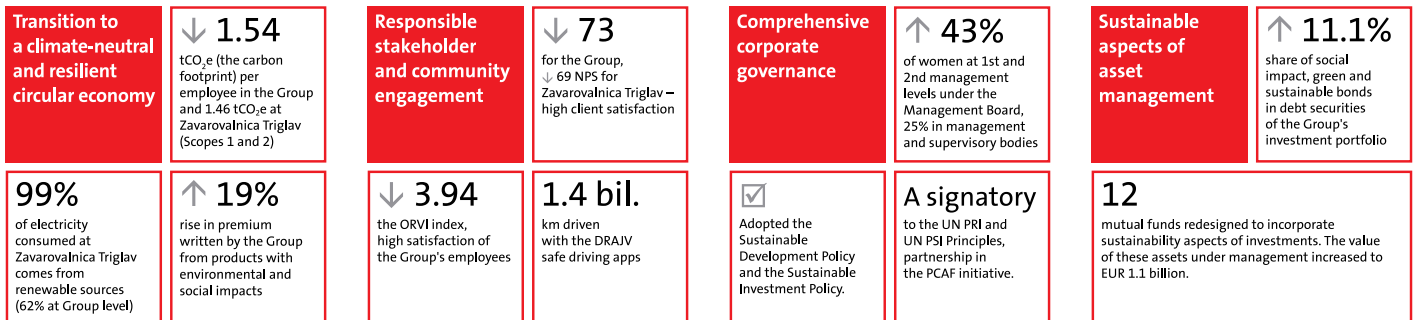
Minimum dividend pay-out is set to 50% of consolidated net profit for previous year. Triglav will strive not to reduce its dividend payment below level of previous year. Dividend policy is subordinated to achieving medium-term sustainable target capital adequacy of Triglav Group.

Dividend yield (at the YE):



## Committed to Sustainability

Goals achieved in 2023:



For more information, please contact:

Investor Relations Department  
 Email: investor.relations@triglav.si  
 Website: triglav.eu

Annual report 2023

